

## EU Type Examination Certificate CML 16ATEX1001X Issue 11

- 1 Equipment intended for use in Potentially Explosive Atmospheres Directive 2014/34/EU
- 2 Equipment **Cable Gland Series E1EX (VS)(QS)(VX), E1EX-U (VS)(QS)(VX), E1EX Lead Seal, D1EX (QS)(VX), CXe, CWe, EXCG (VS)(QS)(VX), VRTX SWA, FLP (QS)(VX), ARMORTEX (QS)(VX), EXCG-Lead Seal, FLP-TR (QS)(VX), FLP-TR-R, FLP-TR-KHDE (QS)(VX), FLPHOSE (QS)(VX), FLP-H-R, VRTX, UNITEx-D (VS), UNITEx-E, UNITEx-QS(VX), UNITEx-F, UNITEx F~QS(VX), TMC, TMCX**
- 3 Manufacturer **CCG Cable Terminations PTY LTD**
- 4 Address **33-37 Forge Road,  
Spartan Ind Area,  
Kempton Park, 1619,  
South Africa**




- 5 The equipment is specified in the description of this certificate and the documents to which it refers.
- 6 Eurofins CML B.V., Chamber of Commerce No 67386717, Koopvaardijweg 32, 4906CV Oosterhout, The Netherlands, Notified Body Number 2776, in accordance with Article 17 of Directive 2014/34/EU of the European Parliament and of the Council, dated 26 February 2014, certifies that this equipment has been found to comply with the Essential Health and Safety Requirements relating to the design and construction of equipment intended for use in potentially explosive atmospheres given in Annex II to the Directive.

The examination and test results are recorded in the confidential reports listed in Section 12.

- 7 If an 'X' suffix appears after the certificate number, it indicates that the equipment is subject to conditions of safe use (affecting correct installation or safe use). These are specified in Section 14.
- 8 This EU Type Examination certificate relates only to the design and construction of the specified equipment or component. Further requirements of Directive 2014/34/EU Article 13 apply to the manufacture of the equipment or component and are separately certified.
- 9 Compliance with the Essential Health and Safety Requirements, with the exception of those listed in the confidential report, has been demonstrated through compliance with the following documents:

EN IEC 60079-0:2018                      EN 60079-1:2014                      EN IEC 60079-7:2015/A1:2018  
EN 60079-31:2014

- 10 The equipment shall be marked with the following:

 II 2G 1D	 I M2	 II 2G 1D	IP66/67/68 (2m), IP65 (as applicable)
Ex db IIC Gb	Ex db I Mb	Ex eb IIC Gb	
Ex eb IIC Gb	Ex eb I Mb	Ex ta IIIC Da	Refer to description for specific marking
Ex ta IIIC Da	IP66/68 (2m)	IP66/68 (2m)	

## 11 Description

Cable glands for use with armoured cables, Types; E1EX (VS)(QS)(VX), E1EX-U (VS)(QS)(VX), E1EX Lead Seal, D1EX (QS)(VX), CXe, CWe, EXCG (VS)(QS)(VX), VRTX SWA, FLP (QS)(VX), ARMORTEX (QS)(VX), EXCG-Lead Seal, UNITE<sub>x</sub>-D (VS), UNITE<sub>x</sub>-E, UNITE<sub>x</sub>-QS (VX), UNITE<sub>x</sub>-F, UNITE<sub>x</sub>-F~QS(VX), TMC, TMCX.

Cable glands for use with non-armoured and braid cables, Types; FLP-TR (QS)(VX), FLP-TR-R, FLP-TR- KHDE (QS)(VX), FLPHOSE (QS)(VX), FLP-H-R, VRTX.

Product	Sizes	Ex db IIC Gb	Ex eb IIC Gb	Ex db I Mb	Ex eb I Mb	Ex ta IIIC Da
ARMORTEX (QS)(VX)	00-7 (Metric & NPT)	✓	✓	✓	✓	✓
E1EX U (VS)(QS)(VX)	00-10 (Metric & NPT)	✓	✓	✓	✓	✓
FLP (QS)(VX)	00-7 (Metric & NPT)	✓	✓	✓	✓	✓
FLP Hose (QS)(VX)	00-7 (Metric & NPT)	✓	✓	✓	✓	✓
FLP-H-R	00-7 (Metric & NPT)	✓	✓	✓	✓	✓
FLP TR (QS)(VX)	00-7 (Metric & NPT)	✓	✓	✓	✓	✓
FLP-TR-R	00-7 (Metric & NPT)	✓	✓	✓	✓	✓
FLP-TR-KHDE (QS)(VX)	00-7 (Metric & NPT)	✓	✓	✓	✓	✓
D1EX (QS)(VX)	00-13 (Metric) 00-11 (NPT)	✓	✓			✓
E1EX (VS)(QS)(VX)	00-13 (Metric) 00-11 (NPT)	✓	✓			✓
E1EX Lead Seal	00-13 (Metric) 00-11 (NPT)	✓	✓			✓
EXCG (VS)(QS)(VX)	00-10 (Metric)	✓	✓			✓
EXCG – Lead Seal	00-10 (Metric)	✓	✓			✓
UNITE <sub>x</sub> -D (VS)	00-10 (Metric & NPT)	✓	✓			✓
UNITE <sub>x</sub> ~QS(VX)	00-10 (Metric & NPT)	✓	✓			✓
UNITE <sub>x</sub> -F~ QS(VX)	00-10 (Metric & NPT)	✓	✓			✓
TMCX	00-11 (Metric & NPT)	✓	✓			✓
CXe	00-13 (Metric) 00-11 (NPT)		✓			✓
CWe	00-13 (Metric) 00-11 (NPT)		✓			✓
TMC	00-11 (Metric & NPT)		✓			✓
UNITE <sub>x</sub> -E	00-10 (Metric & NPT)		✓			✓
UNITE <sub>x</sub> -F	00-10 (Metric & NPT)		✓			✓
VRTX	0-8 (Metric)		✓			✓
VRTX SWA	0-8 (Metric)		✓			✓

### Notes

1. Cable glands with parallel entry threads are IP66/68 when fitted with the supplied sealing gasket. NPT threads are at least IP65 as standard, but IP68 (2m) can be achieved if one of the following grease types is applied to the NPT thread before fitting:- Renolit Lubrene CA 700, Renolit LC-WP2, Renolit Lubrene LX 220 EP2, Renolit Moly LX 2 or Dow Corning 4 Electrical Compound.
2. Cable glands with parallel entry threads (e.g. Metric and BSP parallel) are supplied with fitted sealing gaskets as standard. The sealing gasket is optional for Ex d applications without IP rating. (RE-FLEx cord may be used as an alternative to a standard sealing gasket.)
3. 'VS' in the name of a cable gland variant indicates that a thin copper/brass disc is fitted between the inner seal and the cone for earth continuity to a metallic cable screen (e.g. variable speed drive cable or a lead sheathed cable). The sealing arrangement between the inner seal and the potted sleeve is not affected. Note that a standard cable gland type can be converted to a (VS) variant by retrofitting the thin copper / brass disc. The product marking does not need to be changed when the copper / brass disc is retrofitted.
4. '-FC' in the name of a cable gland variant indicates that the outer seal nut has an additional female thread to allow the connection of a flexible conduit.
5. 'QS' in the name of a cable gland variant, indicates that it is the Quickstop resin barrier version of the cable gland. This utilises a clear potting compound to achieve a hard setting seal inside the gland. The sealing compound is transparent and accommodates inspection.
6. 'VX' in the name of a cable gland variant, refers to the Vortex resin barrier version of the cable gland. This utilises a coloured potting compound to achieve a hard setting seal inside the gland. There is a transparent elastomeric seal at the end of the compound enclosure to accommodate inspection.
7. Cable glands that are available as both barrier (QS or VX) and non-barrier versions may be supplied as non-barrier versions together with the additional components needed to convert them to barrier versions if required. When the conversion is carried out the product marking does not need to be changed
8. RE-FLEx sealing cord can be used with any suitably certified cable gland, adaptor, reducer, plug, etc.as an alternative to a standard sealing gasket to achieve IP66/68. It is intended as a retro-fit solution and must be installed according to the fitting instructions supplied with it.

### Materials of Manufacture

- Brass (CZ121), Bronze (PB2), Stainless Steel (316), Aluminium (6063), Mild steel (EN8)
- HDPE (D7255/HL), PTFE (CCG PTFE-001), Nylon (6)
- EPDM (64 Shore), Silicone (CCG G/65-1C)
- QuickStop Ex resin (S50/EPA or FR/846), VORTEX Ex resin (S50/Y, EPA/Y or FR/846/Y)

**Variation 1**

This variation introduced the following modifications:

- i. To update the certificate reference to the 2014/34/EU Directive.
- ii. To update EN 60079-0:2012+A11:2013 to IEC 60079-0:2017, Ed 7 (Latest technical knowledge)
- iii. To include additional models to the range of glands.

**Variation 2**

This variation introduced the following modifications:

- i. To allow the diameter over cores to increase to 12.5mm and number of cores to increase to 13 for the Size 1 gland arrangements.
- ii. To allow modifications to the Size 7 corrosion guard.

**Variation 3**

This variation introduced the following modifications:

- i. To permit an alternative EPDM seal material.
- ii. To permit a nylon alternative material for sealing gaskets and skid washers.
- iii. To update the product description temperature range for the alternative EPDM sealing gaskets and nylon sealing gaskets. The Conditions of Use are also updated to include the alternative temperatures allowable.
- iv. To permit the option to manufacture products with intermediate metric thread sizes.
- v. To increase the E1EX-D outer seal nut size.

**Variation 4**

This variation introduced the following modifications:

- i. To allow the product type name changes as follows:  
UNITEx becomes UNITEx-E  
E1EX-D becomes UNITEx-D
- ii. To permit the Vortex resin barrier arrangement as an alternative to the Quickstop resin system.
- iii. References to E1EX-D~QS are changed to UNITEx~QS and the E1EX-D~QS name is removed from the certificate. (The two glands are physically identical).
- iv. The A2F-CG range is removed from the certificate.
- v. The description and relevant conditions are updated to include the alternative resin barrier arrangement and to reference the model name changes above.
- vi. To update the IEC 60079-0:2017 standard to EN IEC 60079-0:2018.

**Variation 5**

This variation introduced the following modifications:

- i. Removal of A2F, A2FX, and A2FH glands and their variants from the certification.
- ii. Addition of aluminium as a material option for the cable glands.
- iii. Addition of nylon as a material option for the Corrosion Guard and Posi Grip glands.
- iv. Addition of an option for a deluge seal to be included on the E1EX range
- v. Allowance of combination glands for armoured cable.
- vi. Allowance of "VS" option cable glands to include lead sheathed cables

- vii. Allowance of “VS” option cable glands to have the earth contact disc retrofitted
- viii. Introduction of the A2F-FHC and A2F-FHC~QS (VX) glands
- ix. Introduction of an alternate thread sealing method
- x. Transfer of ATEX Certificate from CML UK to CML BV.

**Variation 6**

This variation introduced the following modifications:

- i. Introduction of the TMC and TMCX glands
- ii. To correct and simplify the allowable temperature ranges.
- iii. The description and Specific Conditions of Use have been updated in accordance with the modifications above
- iv. To update certificate with new CML BV address.

**Variation 7**

This variation introduced the following modifications:

- i. The introduction of an alternative seal arrangement on the UNITEx-D gland range.
- ii. To allow an alternative QuickStop and VORTEX resin to be used, giving a wider temperature range.
- iii. To include IPX8 rating on NPT threaded arrangements when used with specific greases.
- iv. To correct the CXe gland cable acceptance ranges
- v. The description and specific Conditions of Use have been updated in accordance with the modifications above.

**Variation 8**

This variation introduced the following modifications:

- i. To update the certificate format, and where applicable, the description has been updated in accordance with the modifications.
- ii. To update the number of cores allowed in size 00 and 0 barrier glands from 6 to 10.
- iii. To update the UNITEx~QS(VX) cable gland to use the E1EX cable gland outer seal arrangement.
- iv. To update the certification to add the option for any cable gland to have an outer seal nut with an additional female thread to allow flexible conduits to be attached to the cable gland (designated ‘-FC’).
- v. The addition of new gland model variant FLP-TR-KHDE. (A FLP-TR gland with an addition to the rear nut to allow a specific pipe connection – the pipe is used to protect the cable fitted.)
- vi. To update the certification drawings with minor corrections.
- vii. To update the A2F-FHC~QS gland certification drawings to show additional NPT entry thread options and to remove model A2F-FHC from the certificates detailed on the front page.
- viii. To update the coding from Ex tb IIIC Db to Ex ta IIIC Da.
- ix. To permit changes to the Conditions of Manufacture and Specific Conditions of Use.
- x. To update the wording of the grease used for the NPT threads

**Variation 9**

This variation introduced the following modifications:

- i. To include a modified TMCX design.
- ii. To remove the barrier gland versions of the A2EX, A2F-FHC, and PosiGrip glands.
- iii. To remove the non-barrier gland versions of the A2EX, and PosiGrip glands.
- iv. To update the number of cores allowed in barrier gland versions.
- v. To allow an alternate outer seal nut assembly to be used in the UNITEx-F-QS (VX) gland.
- vi. To permit changes to the Specific Conditions of Use.
- vii. To update the material options for the VaritEx gland spring.
- viii. To update the existing certification text, and where applicable, the certification drawings.

**Variation 10**

This variation introduced the following modifications:

- i. The addition of new gland model variant, the FLP-TR-R gland.
- ii. The addition of new gland model variant, the FLP-H-R gland.
- iii. To update the number of cores allowed in barrier type cable glands.
- iv. To allow an alternative cone to be used in the Ex CG gland for SWA armour only.
- v. To update the existing certification text, and where applicable, the certification drawings.
- vi.

**12 Certificate history and evaluation reports**

Issue	Date	Associated report	Notes
0	01 Feb 2016	R979A/00	Issue of Prime Certificate
1	02 Jun 2016	R979A/01	Re-issued to correct model referencing and drawing typographical errors. The description was modified accordingly.
2	22 Mar 2018	R11591A/00	Introduction of Variation 1
3	20 Nov 2018	R12096A/00	Introduction of Variation 2
4	13 May 2019	R12476A/00	Introduction of Variation 3
5	21 Aug 2019	R12725A/00	Introduction of Variation 4
6	17 Jun 2020	R13191A/00	Introduction of Variation 5
7	02 Sep 2020	R12812A/00	Introduction of Variation 6
8	14 Apr 2021	R13990A/00	Introduction of Variation 7
9	28 Apr 2022	R15091A/00	Introduction of Variation 8
10	27 Sep 2023	R16748A/00	Introduction of Variation 9
11	27 Mar 2025	R18509A/00	Introduction of Variation 10

Note: Drawings that describe the equipment or component are listed in the Annex.

### 13 Conditions of Manufacture

The following conditions are required of the manufacturing process for compliance with the certification.

- i. Where the product incorporates certified parts or safety critical components, the manufacturer of the product defined on this certificate shall continually monitor these parts/components for any modifications introduced by the manufacturer(s) of these constituent parts. If the manufacturer of any constituent part introduces any changes which affect the compliance of the certified product that is the subject of this certificate, the manufacturer is required to have this certificate updated.
- ii. Cable glands with intermediate metric entry thread sizes shall be constructed by enlarging the entry thread size of the standard size product immediately below the intermediate thread size. The minimum entry wall thickness, allowable number of cores, cable size range and constructional parts utilised (other than the entry thread component) shall not differ from that of the standard size used.
- iii. When constructed of aluminium, the glands shall not be marked for Group I applications.

### 14 Specific Conditions of Use (Special Conditions)

The following conditions relate to safe installation and/or use of the equipment.

#### General Conditions

- i. The cable glands shall only be used where the temperature, at the point of entry, is between:
  - Quickstop or Vortex resin type S50 / EPA, when used with any gaskets/skid rings: (-50°C and +95°C)
  - Quickstop or Vortex resin type FR/846, when used with EPDM seals & Nylon gaskets/skid rings or Silicone seals & PTFE gaskets / skid rings: (-60°C and +100°C)
  - EPDM seals & HDPE gaskets/skid rings: (-60°C and +95°C)
  - EPDM seals & Nylon gaskets/skid rings: (-60°C and +100°C)
  - Silicone seals & PTFE gaskets/skid rings: (-60°C and +160°C)
  - The corrosion guard is not an essential part of the explosion protection. The corrosion guard material has a Relative Temperature Index (RTI) of 120°C.
- ii. Cable glands for unarmoured or braided cable and approved only for Group IIC/IIIC (Not barrier glands or Group I) shall only be used on fixed installations where the cable is clamped, or stress applied to the cable in the gland is prevented.
- iii. When constructed of aluminium, the glands shall not be used in Group I applications.
- iv. When the RE-FLEx sealing method is used, the gland installer shall refer to the manufacturer's instructions.

### Conditions for Specific Glands

- i. VRTX range of glands:
  - The VRTX range of cable glands shall only be used on fixed installations where the cable is clamped, or stress applied to the cable in the gland is prevented
- ii. Armortex and E1EX-U type ranges of glands
  - The Armortex and E1EX-U type glands have been tested for braided cable for Group II and III only. When braided cable is fitted, they shall only be used on fixed installations where the cable is clamped or stress applied to the cable in the gland is prevented. (Does not apply to barrier gland versions.)



# Certificate Annex



**Certificate Number** CML 16ATEX1001X

**Equipment** Cable Gland Series E1EX (VS)(QS)(VX), E1EX-U (VS)(QS)(VX), E1EX Lead Seal, D1EX (QS)(VX), CXe, CWe, EXCG (VS)(QS)(VX), VRTX SWA, FLP (QS)(VX), FLP-TR-R, ARMORTEX (QS)(VX), EXCG-Lead Seal, FLP-TR (QS)(VX), FLP-TR-KHDE (QS)(VX), FLPHOSE (QS)(VX), FLP-H-R, VRTX, UNITEx-D (VS), UNITEx-E, UNITEx-QS(VX), UNITEx-F, UNITEx F~QS(VX), TMC, TMCX

**Manufacturer** CCG Cable Terminations PTY LTD

The following documents describe the equipment or component defined in this certificate:

## Issue 0

Drawing No	Sheets	Rev	Approved date	Title
0503-C	1 of 1	-	01 Feb 2016	No. "X" BW Cone
0515 –Mark ATEX	1 of 1	-	01 Feb 2016	No. "X" STOPEX GLAND MARKING
0515- ASSY	1 of 1	-	01 Feb 2016	No. "X" STOPEX GLAND ASSEMBLY
0515 – C	1 of 1	1	01 Feb 2016	No. "X" STOPEX CONE
0515-I	1 of 1	-	01 Feb 2016	No. "X" STOPEX INNER METRIC AND NPT
0516-CG-ASSY	1 of 1	-	01 Feb 2016	No. "X" STOPEX – CG GLAND ASSEMBLY
0519 –ASSY	1 of 1	1	01 Feb 2016	No. "X" D1EX Ex de CABLE GLANDS
0519 – O	1 of 1	1	01 Feb 2016	No. "X" D1EX OUTER
0521 – Mark ATEX	1 of 1	-	01 Feb 2016	No. "X" FLP, ARMORTEX MARKING
0521 – Assy	1 of 1	-	01 Feb 2016	No. "X" FLP GLAND ASSEMBLY
0521-C	1 of 1	-	01 Feb 2016	No. "X" FLP CONE
0521-CR	1 of 1	-	01 Feb 2016	No. "X" FLP CONE RING
521-I	1 of 1	-	01 Feb 2016	No. "X" FLP, FLP-TR, FLP HOSE & ARMORTEX INNER
0521-IS	1 of 1	-	01 Feb 2016	No. "X" FLP, FLP TR, FLP HOSE, ARMORTEX INNER SEAL
0521-O	1 of 1	-	01 Feb 2016	No. "X" FLP OUTER
0522- ASSY	1 of 1	-	01 Feb 2016	No "X" ARMORTEX GLAND ASSEMBLY
0522 – B	1 of 1	-	01 Feb 2016	No. "X" ARMOURTEX BODY
0522-ON	1 of 1	-	01 Feb 2016	No. "X" ARMOURTEX OUTER NUT
0523 – ASSY -SL	1 of 1	1	01 Feb 2016	TYPICAL QUICK STOP WITH SLEEVE ASSEMBLY
0523 – ASSY	1 of 1	1	01 Feb 2016	No. "X" E1EX Ex de CABLE GLANDS
0523 – B	1 of 1	2	01 Feb 2016	No. "X" E1EX, EXCG, STOPEX & STOPEX CG BODY
0523 – C	1 of 1	1	01 Feb 2016	No. "X" E1EX, D1EX & EXCG CONE
0523 – CR	1 of 1	1	01 Feb 2016	No. "X" E1EX, D1EX, EXCG, STOPEX & STOPEX CG CONE RING
0523 – I	1 of 1	1	01 Feb 2016	No. "X" E1EX, A"EX, D1EX, A2EX FHC & EXCG INNER

## Certificate Annex



**Certificate Number** CML 16ATEX1001X

**Equipment** Cable Gland Series E1EX (VS)(QS)(VX), E1EX-U (VS)(QS)(VX), E1EX Lead Seal, D1EX (QS)(VX), CXe, CWe, EXCG (VS)(QS)(VX), VRTX SWA, FLP (QS)(VX), FLP-TR-R, ARMORTEX (QS)(VX), EXCG-Lead Seal, FLP-TR (QS)(VX), FLP-TR-KHDE (QS)(VX), FLPHOSE (QS)(VX), FLP-H-R, VRTX, UNITEx-D (VS), UNITEx-E, UNITEx-QS(VX), UNITEx-F, UNITEx F~QS(VX), TMC, TMCX

**Manufacturer** CCG Cable Terminations PTY LTD

Drawing No	Sheets	Rev	Approved date	Title
0523 – IS	1 of 1	1	01 Feb 2016	No. "X" E1EX, A2EX, EXCG, A"EX FHC & D1EX INNER/DISPLACEMENT SEAL
0523 – MARK ATEX	1 of 1	-	01 Feb 2016	No. "X" EX GLAND MARKING
0523 – NPT – I	1 of 1	1	01 Feb 2016	No. "X" E1EX, A2 EX, D1EX, A2EX FHC & EXCG INNER
0523 – ON	1 of 1	1	01 Feb 2016	No. "X" E1EX OUTER NUT
0523 – OS	1 of 1	1	01 Feb 2016	No. "X" E1EX OUTER SEAL
0523 – SR	1 of 1	1	01 Feb 2016	No. "X" E1EX SKID RING
0523 – LS ASSY	1 of 1	1	01 Feb 2016	No. "X" E1EX LEAD SEAL ASSY
0523 – LS – I	1 of 1	-	01 Feb 2016	No. "X" E1EX LEAD SEAL INNER
0523 – NPT – I	1 of 1	-	01 Feb 2016	No. "X" E1EX – LEAD SEAL – NPT – INNER
0523-LS MARK ATEX	1 of 1	-	01 Feb 2016	No. "X" E1EX – LS AND – U GLAND MARKING
0523-LS	1 of 1	-	01 Feb 2016	No. "X" E1EX LEAD SEAL
0521-I -LN	1 of 1	-	01 Feb 2016	No. "X" FLP, FLP TR, FLP HOSE, ARMOURTEX INNER LOCK NUT
0524 – ASSY	1 of 1	1	01 Feb 2016	No. "X" FLP TR ASSEMBLY
0524-C – OR	1 of 1	-	01 Feb 2016	No. "X" FLP TR CONE OR
0524-GS	1 of 1	-	01 Feb 2016	No. "X" FLP TR GRIPPER SEAL
0524 -O	1 of 1	-	01 Feb 2016	No. "X" FLP TR OUTER
0524 – SR	1 of 1	-	01 Feb 2016	No. "X" FLP TR SKID RING
0525-ON	1 of 1	-	01 Feb 2016	No. "X" BARRIER A OUTER NUT
0525-OS	1 of 1	-	01 Feb 2016	No. "X" BARRIER A OUTER SEAL
0525-SR	1 of 1	-	01 Feb 2016	No. "X" BARRIER A SKID RING
0527 – HT	1 of 1	-	01 Feb 2016	No. "X" FLP HOSE TAIL
0527 – HOSE ASSY	1 of 1	1	01 Feb 2016	FLP HOSE GLAND ASSEMBLY
0531 – ASS – SWA	1 of 1	1	01 Feb 2016	No. "X" VRTX – SWA GLAND ASSEMBLY
0531 – VRTX	1 of 1	1	01 Feb 2016	No. "X" VRTX GLAND ASSEMBLY
0531 – CN	1 of 1	1	01 Feb 2016	No. "X" VRTX COMPRESSION NUT
0531-B – SWA	1 of 1	-	01 Feb 2016	No. "X" VRTX BODY SWA
0531 -B	1 of 1	-	01 Feb 2016	No. "X" VRTX BODY
0531-CN -SWA	1 of 1	-	01 Feb 2016	No. "X" VRTX SWA- COMPRESSION NUT

# Certificate Annex



**Certificate Number** CML 16ATEX1001X

**Equipment** Cable Gland Series E1EX (VS)(QS)(VX), E1EX-U (VS)(QS)(VX), E1EX Lead Seal, D1EX (QS)(VX), CXe, CWe, EXCG (VS)(QS)(VX), VRTX SWA, FLP (QS)(VX), FLP-TR-R, ARMORTEX (QS)(VX), EXCG-Lead Seal, FLP-TR (QS)(VX), FLP-TR-KHDE (QS)(VX), FLPHOSE (QS)(VX), FLP-H-R, VRTX, UNITEx-D (VS), UNITEx-E, UNITEx-QS(VX), UNITEx-F, UNITEx F~QS(VX), TMC, TMCX

**Manufacturer** CCG Cable Terminations PTY LTD

Drawing No	Sheets	Rev	Approved date	Title
0531-I – SWA	1 of 1	-	01 Feb 2016	No. "X" VRTX INNER
0531 -I	1 of 1	1	01 Feb 2016	No. "X" VRTX INNER
0531- MARK ATEX	1 of 1	-	01 Feb 2016	No. "X" VRTX GLAND MARKING
0531-ON	1 of 1	-	01 Feb 2016	No. "X" OUTER NUT
0531-OS	1 of 1	-	01 Feb 2016	No. "X" OUTER SEAL
0531-SG	1 of 1	-	01 Feb 2016	No. "X" SEALING GASKET
0531-SR	1 of 1	-	01 Feb 2016	No. "X" SKID RING
0531 – VRTX SPRING	1 of 1	-	01 Feb 2016	No. "X" VRTX SPRING
0537-ASSY	1 of 1	2	01 Feb 2016	No. "X" A2EX ASSEMBLY
0537 – ASSY	1 of 1	1	01 Feb 2016	No. "X" A2EX FHC GLAND ASSEMBLY
0537 – C	1 of 1	3	01 Feb 2016	No. "X" A2EX & POSI GRIP CONE
0537 – CO	1 of 1	-	01 Feb 2016	No. "X" A2EX FHC COUPLING
0537 – GS	1 of 1	5	01 Feb 2016	No. "X" A2 GRIPPER SEAL
0537 – MARK ATEX	1 of 1	-	01 Feb 2016	A2EX – FHC GLAND MARKING
0537 – O rev 1	1 of 1	6	01 Feb 2016	No. "X" A2EX OUTER
0537 – O	1 of 1	-	01 Feb 2016	No. "X" A2EX- FHC OUTER
0537 – SR	1 of 1	5	01 Feb 2016	No. "X" A2 SKID RING
0537 –OC	1 of 1	-	01 Feb 2016	No. "X" A2EX FHC OUTER COUPLING
0541 – I	1 of 1	1	01 Feb 2016	No. "X" A2F INNER
0541 – O	1 of 1	2	01 Feb 2016	No. "X" A2F OUTER
0541 – MARK ATEX	1 of 1	-	01 Feb 2016	No. "X" A2F GLAND MARKING
0541 – ASSY	1 of 1	2	01 Feb 2016	No. "X" A2F ASSEMBLY
0542 – ASSY	1 of 1	2	01 Feb 2016	No. "X" A2FX GLAND
0542-O	1 of 1	2	01 Feb 2016	No. "X" A2FX OUTER
0543-ASSY	1 of 1	1	01 Feb 2016	No. "X" A2F CORROSION GUARD
0543 – CG – O	1 of 1	1	01 Feb 2016	No. "M" A2F CORROSION GUARD OUTER
0545 – ASSY	1 of 1	1	01 Feb 2016	No. "X" POSI GRIP ASEMBLY
0545 -NS	1 of 1	-	01 Feb 2016	No. "X" POSI GRIP NIPPLE SEAL
0545 – O – ASSY	1 of 1	-	01 Feb 2016	No. "X" POSI GRIP OUTER ASSEMBLY
0545 I -ASSY	1 of 1	-	01 Feb 2016	No. "X" POSI GRIP INNER ASSY
0545 – MARK ATEX	1 of 1	-	01 Feb 2016	No. "X" POSI GRIP MARKING

# Certificate Annex



**Certificate Number** CML 16ATEX1001X

**Equipment** Cable Gland Series E1EX (VS)(QS)(VX), E1EX-U (VS)(QS)(VX), E1EX Lead Seal, D1EX (QS)(VX), CXe, CWe, EXCG (VS)(QS)(VX), VRTX SWA, FLP (QS)(VX), FLP-TR-R, ARMORTEX (QS)(VX), EXCG-Lead Seal, FLP-TR (QS)(VX), FLP-TR-KHDE (QS)(VX), FLPHOSE (QS)(VX), FLP-H-R, VRTX, UNITEx-D (VS), UNITEx-E, UNITEx-QS(VX), UNITEx-F, UNITEx F~QS(VX), TMC, TMCX

**Manufacturer** CCG Cable Terminations PTY LTD

Drawing No	Sheets	Rev	Approved date	Title
0547 – ASSY -	1 of 1	1	01 Feb 2016	No. "X" Ex de CORROSION GUARD
0547 – CGSG	1 of 1	-	01 Feb 2016	No. "X" EXCG SEALING GASKET
0547-OS	1 of 1	1	01 Feb 2016	No. "X" EXCG OUTER SEAL
0523 – SR	1 of 1	-	01 Feb 2016	No. "X" EXCG SKID RING
0547 –CG – LS - ASSY	1 of 1	-	01 Feb 2016	No. "X" EXCG LEAD SEAL ASSY
0547 – BODY – ASSY	1 of 1	1	01 Feb 2016	No. "X" EXCG BODY COMPONENTS
0549 – ASSY	1 of 1	1	01 Feb 2016	No. "X" A2FH GLAND
0549 – HT	1 of 1	1	01 Feb 2016	No. "X2 A2FH OUTER HOSE TAIL
0550 – ASSY	1 of 1	1	01 Feb 2016	No. "X" STOPEX – F
0550-C	1 of 1	1	01 Feb 2016	No. "X" STOPEX F- CONE
0550 – O	1 of 1	-	01 Feb 2016	No. "X" STOPEX F-OUTER
0571 – B	1 of 1	2	01 Feb 2016	No. "X" E1EX UNIVERSAL BODY
0571 – C	1 of 1	-	01 Feb 2016	No. "X" E1EX UNIVERSAL CONE
0571 -CR	1 of 1	-	01 Feb 2016	No. "X" E1EX UNIVERSAL CONE RING
0571 – I	1 of 1	-	01 Feb 2016	No. "X" E1EX UNIVERSAL INNER
0571 – IS	1 of 1	-	01 Feb 2016	No. "X" E1EX – U INNER SEAL
0571 – NPT – I	1 of 1	-	01 Feb 2016	No. "X" E1EX UNIVERSAL INNER
0571 – ASSY	1 of 1	1	01 Feb 2016	No. "X" E1EX UNIVERSAL GLANDS ASSY
0571 – ON	1 of 1	1	01 Feb 2016	No. "X" E1EX UNIVERSAL OUTER NUT
0571-OS	1 of 1	-	01 Feb 2016	No. "X" E1EX UNIVERSAL OUTER SEAL
0571-SR	1 of 1	-	01 Feb 2016	No. "X" E1EX UNIVERSAL SKID RING
0577 -B	1 of 1	1	01 Feb 2016	No. "X" A2FX- R BODY
0577-I	1 of 1	1	01 Feb 2016	No. "X" A2FX-R INNER
0577-MARK ATEX	1 of 1	-	01 Feb 2016	No. "X" A2FX-R MARKING
0577-O-R	1 of 1	1	01 Feb 2016	No. "X" A2FX – R OUTER
0577 – ASSY	1 of 1	2	01 Feb 2016	No. "X" A2FX – R ASSY
8055 – SG	1 of 1	-	01 Feb 2016	No. "X" CCG SEALING GASKET
0570-B	1 of 1	-	01 Feb 2016	No. "X" CXE BODY
0570-C	1 of 1	-	01 Feb 2016	No. "X" CXE CONE
0570-I	1 of 1	-	01 Feb 2016	No. "X" CXE INNER
0570-ASSY	1 of 1	-	01 Feb 2016	No. "X" CXE GLANDS ASSY

# Certificate Annex



**Certificate Number** CML 16ATEX1001X

**Equipment** Cable Gland Series E1EX (VS)(QS)(VX), E1EX-U (VS)(QS)(VX), E1EX Lead Seal, D1EX (QS)(VX),CXe, CWe, EXCG (VS)(QS)(VX),VRTX SWA, FLP (QS)(VX), FLP-TR-R, ARMORTEX (QS)(VX), EXCG-Lead Seal, FLP-TR (QS)(VX), FLP-TR-KHDE (QS)(VX), FLPHOSE (QS)(VX), FLP-H-R, VRTX, UNITEx-D (VS), UNITEx-E, UNITEx-QS(VX), UNITEx-F, UNITEx F~QS(VX), TMC, TMCX

**Manufacturer** CCG Cable Terminations PTY LTD

Drawing No	Sheets	Rev	Approved date	Title
055100-16-B – 055713-B	1 of 1	-	01 Feb 2016	No. "X" Cwe BODY
055700-16-C – 055713-C	1 of 1	-	01 Feb 2016	No. "X" Cwe CONE
055700-16-I – 055713-I	1 of 1	-	01 Feb 2016	No. "X" Cwe INNER
055700-16 – 055713	1 of 1	-	01 Feb 2016	Cwe CAPTIVE CONE GLAND

## Issue 1

Drawing No	Sheets	Rev	Approved date	Title
0545 – ASSY	1 of 1	2	02 Jun 2016	No. "X" POSI GRIP ASEMBLY
0536-ASSY	1 of 1	3	02 Jun 2016	No. "X" A2EX ASSEMBLY
0536 – C	1 of 1	4	02 Jun 2016	No. "X" A2EX & POSI GRIP CONE
0536 – GS	1 of 1	6	02 Jun 2016	No. "X" A2 GRIPPER SEAL
0536 – O	1 of 1	7	02 Jun 2016	No. "X" A2EX OUTER
0536 – SR	1 of 1	6	02 Jun 2016	No. "X" A2 SKID RING

## Issue 2

Drawing No	Sheets	Rev	Approved date	Title
0523 – MARK ATEX&IECEX	1 of 1	-	22 Mar 2018	No. "X" EX GLAND MARKING
0523-LS MARK ATEX&IECEX	1 of 1	-	22 Mar 2018	No. "X" E1EX – LS AND – U GLAND MARKING
0523 – ASSY	1 of 1	3	22 Mar 2018	No. "X" E1EX Ex de CABLE GLANDS
0523 – ASSY-QS	1 of 1	1	22 Mar 2018	No. "X" E1EX QUICK STOP ASSY
0523 – I	1 of 1	2	22 Mar 2018	No. "X" E1EX, A2EX, D1EX, A2EX FHC & EXCG INNER
0531- MARK ATEX&IECEX	1 of 1	-	22 Mar 2018	No. "X" VRTX GLAND MARKING
0537-MARK ATEX&IECEX	1 of 1	-	22 Mar 2018	A2EX-FHC GLAND MARKING
0537 – ASSY	1 of 1	3	22 Mar 2018	No. "X" A2EX FHC GLAND ASSEMBLY

## Certificate Annex



**Certificate Number** CML 16ATEX1001X

**Equipment** Cable Gland Series E1EX (VS)(QS)(VX), E1EX-U (VS)(QS)(VX), E1EX Lead Seal, D1EX (QS)(VX), Cxe, Cwe, EXCG (VS)(QS)(VX), VRTX SWA, FLP (QS)(VX), FLP-TR-R, ARMORTEX (QS)(VX), EXCG-Lead Seal, FLP-TR (QS)(VX), FLP-TR-KHDE (QS)(VX), FLPHOSE (QS)(VX), FLP-H-R, VRTX, UNITEx-D (VS), UNITEx-E, UNITEx-QS(VX), UNITEx-F, UNITEx F~QS(VX), TMC, TMCX

**Manufacturer** CCG Cable Terminations PTY LTD

Drawing No	Sheets	Rev	Approved date	Title
0541 – MARK ATEX&IECEX	1 of 1	-	22 Mar 2018	No. "X" A2F GLAND MARKING
0541 – I	1 of 1	2	22 Mar 2018	No. "X" A2F INNER
0541 – ASSY	1 of 1	3	22 Mar 2018	No. "X" A2F ASSEMBLY
0545 – MARK ATEX&IECEX	1 of 1	-	22 Mar 2018	No. "X" POSI GRIP MARKING
0577-MARK ATEX&IECEX	1 of 1	-	22 Mar 2018	No. "X" A2FX-R MARKING
0577-I-R	1 of 1	2	22 Mar 2018	No. "X" A2FX-R INNER
0577-R- ASSY	1 of 1	3	22 Mar 2018	No. "X" A2FX – R ASSY
0521 – MARK ATEX&IECEX	1 of 1	-	22 Mar 2018	No. "X" FLP, ARMORTEX MARKING
0519-ASSY	1 of 1	3	22 Mar 2018	No. "X" D1EX Ex de CABLE GLANDS
0521 – ASSY	1 of 1	3	22 Mar 2018	No. "X" FLP GLAND ASSEMBLY
0521-I	1 of 1	2	22 Mar 2018	No. "X" FLP, FLP-TR, FLP HOSE & AMMORTEX INNER
0522- ASSY	1 of 1	3	22 Mar 2018	No "X" ARMORTEX GLAND ASSEMBLY
0524 – ASSY	1 of 1	3	22 Mar 2018	No. "X" FLP TR ASSEMBLY
20/03/2018	1 of 1	3	22 Mar 2018	FLP HOSE ASSY
0536-ASSY	1 of 1	5	22 Mar 2018	No. "X" A2EX ASSEMBLY
0542 – ASSY	1 of 1	3	22 Mar 2018	No. "X" A2FX GLAND
0543-ASSY	1 of 1	2	22 Mar 2018	No. "X" A2F CORROSION GUARD
0547 – ASSY	1 of 1	3	22 Mar 2018	No. "X" Ex de CORROSION GUARD
0549 – ASSY	1 of 1	2	22 Mar 2018	No. "X" A2FH GLAND
0571 – I	1 of 1	1	22 Mar 2018	No. "X" E1EX UNIVERSAL INNER
0571 – ASSY	1 of 1	3	22 Mar 2018	No. "X" E1EX UNIVERSAL GLANDS ASSY
055700-16-055713	1 of 1	1	22 Mar 2018	No. "X" Cwe GLAND ASSEMBLY
057000-16-057010	1 of 1	1	22 Mar 2018	No. "X" Cxe GLAND ASSEMBLY
057001 – 057004 – B	1 of 1	-	22 Mar 2018	No. "X" Cxe BODY

## Certificate Annex



**Certificate Number** CML 16ATEX1001X

**Equipment** Cable Gland Series E1EX (VS)(QS)(VX), E1EX-U (VS)(QS)(VX), E1EX Lead Seal, D1EX (QS)(VX), CXe, CWe, EXCG (VS)(QS)(VX), VRTX SWA, FLP (QS)(VX), FLP-TR-R, ARMORTEX (QS)(VX), EXCG-Lead Seal, FLP-TR (QS)(VX), FLP-TR-KHDE (QS)(VX), FLPHOSE (QS)(VX), FLP-H-R, VRTX, UNITEx-D (VS), UNITEx-E, UNITEx-QS(VX), UNITEx-F, UNITEx F~QS(VX), TMC, TMCX

**Manufacturer** CCG Cable Terminations PTY LTD

Drawing No	Sheets	Rev	Approved date	Title
055700-16-I – 055713-I	1 of 1	1	22 Mar 2018	No. "X" Cwe / Cxe INNER
057000-C-057010-C	1 of 1	1	22 Mar 2018	No. "X" Cxe CONE
0557 – MARK	1 of 1	-	22 Mar 2018	Cwe / Cxe GLAND MARKING
0554-ASSY	1 of 1	-	22 Mar 2018	No "X" E1EX-D GLAND ASSY
0554-MARK	1 of 1	-	22 Mar 2018	No "X" E1EX-D MARKING
0554-I	1 of 1	-	22 Mar 2018	No "X" E1EX-D INNER
0554-C	1 of 1	-	22 Mar 2018	No "X" E1EX-D CONE
0554-B	1 of 1	-	22 Mar 2018	No "X" E1EX-D BODY
0554-ON	1 of 1	-	22 Mar 2018	No "X" E1EX-D OUTER NUT
0555-ASSY	1 of 1	-	22 Mar 2018	No "X" E1EX-D~QS GLAND ASSY
0555-I	1 of 1	-	22 Mar 2018	No "X" E1EX-D~QS INNER
0555-C	1 of 1	-	22 Mar 2018	No "X" E1EX-D~QS CONE
0555-B	1 of 1	-	22 Mar 2018	No "X" E1EX-D~QS BODY
0587-MARK	1 of 1	-	22 Mar 2018	No. "X" UNITEx-F (QS) – MARK
0510-ASSY	1 of 1	-	22 Mar 2018	No. "X" UNITEx-F GLAND ASSY
0587-ASSY	1 of 1	-	22 Mar 2018	No. "X" UNITEx-F~QS GLAND ASSY
0587-I	1 of 1	-	22 Mar 2018	No. "X" UNITEx-F~QS INNER
0587-IS	1 of 1	-	22 Mar 2018	No. "X" UNITEx-F~QS INNER SEAL
0587-C	1 of 1	-	22 Mar 2018	No. "X" UNITEx-F~QS CONE
0587-S	1 of 1	-	22 Mar 2018	No. "X" UNITEx-F~QS RESIN SLEEVE
0591 – MARK ATEX&IECEX	1 of 1	-	22 Mar 2018	No. "X" UNITEx GLAND MARKINIG
0591-ASSY	1 of 1	-	22 Mar 2018	No. "X" UNITEx GLAND ASSY
0559-ASSY	1 of 1	-	22 Mar 2018	No. "X" UNITEx~QS GLAND ASSY
0560 -IS	1 of 1	-	22 Mar 2018	No. "X" E1EX~QS INNER SEAL



## Certificate Annex



**Certificate Number** CML 16ATEX1001X

**Equipment** Cable Gland Series E1EX (VS)(QS)(VX), E1EX-U (VS)(QS)(VX), E1EX Lead Seal, D1EX (QS)(VX), CXe, CWe, EXCG (VS)(QS)(VX), VRTX SWA, FLP (QS)(VX), FLP-TR-R, ARMORTEX (QS)(VX), EXCG-Lead Seal, FLP-TR (QS)(VX), FLP-TR-KHDE (QS)(VX), FLPHOSE (QS)(VX), FLP-H-R, VRTX, UNITEx-D (VS), UNITEx-E, UNITEx-QS(VX), UNITEx-F, UNITEx F~QS(VX), TMC, TMCX

**Manufacturer** CCG Cable Terminations PTY LTD

### Issue 3

Drawing No	Sheets	Rev	Approved date	Title
0523-I	1 of 1	3	20 Nov 2018	No. "X" E1EX, A2EX, D1EX, A2EX FHC & EXCG INNER
0523-B	1 of 1	3	20 Nov 2018	No. "X" E1EX, EXCG, STOPEX & STOPEX CG BODY
0547-BODY-ASSY	1 of 1	2	20 Nov 2018	No "X" EXCG BODY COMPONENTS
0523-ASSY-SL	1 or 1	2	20 Nov 2018	TYPICAL QUICK STOP WITH SLEEVE ASSEMBLY

### Issue 4

Drawing No	Sheets	Rev	Approved date	Title
0524 - ASSY	1 of 1	4	13 May 2019	No. "X" FLP TR ASSEMBLY
0527 – HOSE ASSY	1 of 1	4	13 May 2019	FLP HOSE GLAND ASSEMBLY
0531 – ASS - SWA	1 of 1	2	13 May 2019	No. "X" VRTX – SWA GLAND ASSEMBLY
0531 - VRTX	1 of 1	2	13 May 2019	No. "X" VRTX GLAND ASSEMBLY
0547 –CG – LS - ASSY	1 of 1	1	13 May 2019	No. "X" EXCG LEAD SEAL ASSY
0549 - ASSY	1 of 1	3	13 May 2019	No. "X" A2FH GLAND
0545 - ASSY	1 of 1	3	13 May 2019	No. "X" POSI GRIP ASSEMBLY
0536-ASSY	1 of 1	6	13 May 2019	No. "X" A2EX ASSEMBLY
0523 - ASSY	1 of 1	4	13 May 2019	No. "X" E1EX Ex de CABLE GLANDS
0523 – LS ASSY	1 of 1	3	13 May 2019	No. "X" E1EX LEAD SEAL ASSY
0523 – ASSY-QS	1 of 1	2	13 May 2019	No. "X" E1EX QUICK STOP ASSY
0537 – ASSY	1 of 1	4	13 May 2019	No. "X" A2EX FHC GLAND ASSEMBLY
0541 – ASSY	1 of 1	4	13 May 2019	No. "X" A2F ASSEMBLY
0577-R- ASSY	1 of 1	4	13 May 2019	No. "X" A2FX – R ASSY
0519-ASSY	1 of 1	4	13 May 2019	No. "X" D1EX Ex de CABLE GLANDS
0521 – ASSY	1 of 1	4	13 May 2019	No. "X" FLP GLAND ASSEMBLY
0522- ASSY	1 of 1	4	13 May 2019	No "X" ARMORTEX GLAND ASSEMBLY
0542 – ASSY	1 of 1	4	13 May 2019	No. "X" A2FX GLAND
0543-ASSY	1 of 1	3	13 May 2019	No. "X" A2F CORROSION GUARD



# Certificate Annex



**Certificate Number** CML 16ATEX1001X

**Equipment** Cable Gland Series E1EX (VS)(QS)(VX), E1EX-U (VS)(QS)(VX), E1EX Lead Seal, D1EX (QS)(VX), CXe, CWe, EXCG (VS)(QS)(VX), VRTX SWA, FLP (QS)(VX), FLP-TR-R, ARMORTEX (QS)(VX), EXCG-Lead Seal, FLP-TR (QS)(VX), FLP-TR-KHDE (QS)(VX), FLPHOSE (QS)(VX), FLP-H-R, VRTX, UNITEx-D (VS), UNITEx-E, UNITEx-QS(VX), UNITEx-F, UNITEx F~QS(VX), TMC, TMCX

**Manufacturer** CCG Cable Terminations PTY LTD

Drawing No	Sheets	Rev	Approved date	Title
0547 – ASSY	1 of 1	4	13 May 2019	No. “X” Ex de CORROSION GUARD
0571 – ASSY	1 of 1	4	13 May 2019	No. “X” E1EX UNIVERSAL GLANDS ASSY
055700-16-055713	1 of 1	3	13 May 2019	No. “X” CWe GLAND ASSEMBLY
057000-16-057010	1 of 1	3	13 May 2019	No. “X” CXe GLAND ASSEMBLY
0554-ASSY	1 of 1	2	13 May 2019	No “X” E1EX-D GLAND ASSY
0554-ON	1 of 1	1	13 May 2019	No “X” E1EX-D OUTER NUT
0555-ASSY	1 of 1	2	13 May 2019	No “X” E1EX-D~QS GLAND ASSY
0510-ASSY	1 of 1	2	13 May 2019	No. “X” UNITEx-F GLAND ASSY
0587-ASSY	1 of 1	2	13 May 2019	No. “X” UNITEx-F~QS GLAND ASSY
0591-ASSY	1 of 1	2	13 May 2019	No. “X” UNITEx GLAND ASSY
0559-ASSY	1 of 1	2	13 May 2019	No. “X” UNITEx~QS GLAND ASSY

## Issue 5

Drawing No	Sheets	Rev	Approved date	Title
0523-ASSY-SL	1 of 1	3	21 Aug 2019	TYPICAL QUICK STOP OR VORTEX WITH SLEEVE ASSEMBLY
0554-ASSY	1 of 1	3	21 Aug 2019	No “X” UNITEx-D GLAND ASSY
0554-ON	1 of 1	2	21 Aug 2019	No “X” UNITEx-D OUTER NUT
0554-B	1 of 1	2	21 Aug 2019	No “X” UNITEx-D BODY
0554-C	1 of 1	2	21 Aug 2019	No “X” UNITEx-D CONE
0554-I	1 of 1	1	21 Aug 2019	No “X” UNITEx-D INNER
0510-ASSY	1 of 1	3	21 Aug 2019	No. “X” UNITEx-F GLAND ASSY
0587-ASSY	1 of 1	3	21 Aug 2019	No. “X” UNITEx-F~QS GLAND ASSY
0591-ASSY	1 of 1	3	21 Aug 2019	No. “X” UNITEx-E GLAND ASSY
0591-MARK ATEX&IECEX	1 of 1	1	21 Aug 2019	No. “X” UNITEx GLAND MARKINIG
0559-ASSY	1 of 1	3	21 Aug 2019	No. “X” UNITEx~QS GLAND ASSY
0559-B	1 of 1	-	21 Aug 2019	No. “X” UNITEx~QS BODY
0559-C	1 of 1	-	21 Aug 2019	No. “X” UNITEx~QS CONE

## Certificate Annex



**Certificate Number** CML 16ATEX1001X

**Equipment** Cable Gland Series E1EX (VS)(QS)(VX), E1EX-U (VS)(QS)(VX), E1EX Lead Seal, D1EX (QS)(VX), CXe, CWe, EXCG (VS)(QS)(VX), VRTX SWA, FLP (QS)(VX), FLP-TR-R, ARMORTEX (QS)(VX), EXCG-Lead Seal, FLP-TR (QS)(VX), FLP-TR-KHDE (QS)(VX), FLPHOSE (QS)(VX), FLP-H-R, VRTX, UNITEx-D (VS), UNITEx-E, UNITEx-QS(VX), UNITEx-F, UNITEx F~QS(VX), TMC, TMCX

**Manufacturer** CCG Cable Terminations PTY LTD

Drawing No	Sheets	Rev	Approved date	Title
0559-I	1 of 1	-	21 Aug 2019	No. "X" UNITEx~QS INNER
057000-16-057010	1 of 1	3	21 Aug 2019	No. "X" CXe GLAND ASSEMBLY

### Issue 6

Drawing No	Sheets	Rev	Approved date	Title
0441 ASSY	1 of 1	-	04 Jun 2020	No. "X" A2F-FHC GLAND ASSY
0468 ASSY	1 of 1	-	04 Jun 2020	No. "X" A2F-FHC~QS GLAND ASSY
0468 MARK	1 of 1	-	04 Jun 2020	A2F-FHC(QS) GLAND MARKING
0468-I METRIC	1 of 1	-	04 Jun 2020	A2F-FHC~QS INNER - METRIC
0468-I NPT	1 of 1	-	04 Jun 2020	A2F-FHC~QS INNER - NPT
0468-O	1 of 1	-	04 Jun 2020	A2F-FHC~QS OUTER
0468-S	1 of 1	-	04 Jun 2020	A2F-FHC~QS RESIN SLEEVE
0468-SP	1 of 1	-	04 Jun 2020	A2F-FHC~QS SPACER
0510-ASSY	1 of 1	4	04 Jun 2020	No. "X" UNITEx-F GLAND ASSY
0519-ASSY	1 of 1	5	04 Jun 2020	No. "X" D1EX Ex de CABLE GLANDS
0523 ASSY	1 of 1	5	04 Jun 2020	No. "X" E1EX Ex de CABLE GLANDS
0523-B	1 of 1	4	04 Jun 2020	No. "X" EXCG BODY
0523-C	1 of 1	2	04 Jun 2020	No. "X" D1EX & EXCG CONE
0523-I	1 of 1	4	04 Jun 2020	No. "X" A2EX, A2EX-FHC, D1EX & EXCG INNER
0523 – NPT - I	1 of 1	2	04 Jun 2020	No. "X" A2EX, D1EX, A2EX FHC & EXCG INNER
0523 D-B	1 of 1	-	04 Jun 2020	No. "X" E1EX BODY
0523 D - C	1 of 1	-	04 Jun 2020	No. "X" E1EX CONE
0523 D - I	1 of 1	-	04 Jun 2020	No. "X" E1EX INNER
0523 D – NPT - I	1 of 1	-	04 Jun 2020	No. "X" E1EX INNER
0523L ASSY	1 of 1	-	04 Jun 2020	No "X" E1EX COMBINATION GLAND ASSY.
0523-LS ASSY	1 of 1	4	04 Jun 2020	No. "X" E1EX LEAD SEAL ASSY
0531 - ASSY	1 of 1	3	04 Jun 2020	No. "X" VRTX GLAND ASSEMBLY
0531 – ASS - SWA	1 of 1	3	04 Jun 2020	No. "X" VRTX – SWA GLAND ASSEMBLY
0536-ASSY	1 of 1	7	04 Jun 2020	No. "X" A2EX ASSEMBLY

# Certificate Annex



**Certificate Number** CML 16ATEX1001X

**Equipment** Cable Gland Series E1EX (VS)(QS)(VX), E1EX-U (VS)(QS)(VX), E1EX Lead Seal, D1EX (QS)(VX), CXe, CWe, EXCG (VS)(QS)(VX), VRTX SWA, FLP (QS)(VX), FLP-TR-R, ARMORTEX (QS)(VX), EXCG-Lead Seal, FLP-TR (QS)(VX), FLP-TR-KHDE (QS)(VX), FLPHOSE (QS)(VX), FLP-H-R, VRTX, UNITEx-D (VS), UNITEx-E, UNITEx-QS(VX), UNITEx-F, UNITEx F~QS(VX), TMC, TMCX

**Manufacturer** CCG Cable Terminations PTY LTD

Drawing No	Sheets	Rev	Approved date	Title
0537 – ASSY	1 of 1	5	04 Jun 2020	No. “X” A2EX FHC GLAND ASSEMBLY
0547 - ASSY	1 of 1	5	04 Jun 2020	No. “X” Ex de CORROSION GUARD
0547 –CG – LS - ASSY	1 of 1	2	04 Jun 2020	No. “X” EXCG LEAD SEAL ASSY
0554-ASSY	1 of 1	4	04 Jun 2020	No “X” UNITEx-D GLAND ASSY
0554L-ASSY	1 of 1	-	04 Jun 2020	No “X” UNITEx-D COMBINATION GLAND ASSY
055700-16-055713	1 of 1	4	04 Jun 2020	No. “X” CWe GLAND ASSEMBLY
0559-ASSY	1 of 1	4	04 Jun 2020	No. “X” UNITEx~QS GLAND ASSY
057000-16-057010	1 of 1	4	04 Jun 2020	No. “X” CXe GLAND ASSEMBLY
0571 – ASSY	1 of 1	5	04 Jun 2020	No. “X” E1EX UNIVERSAL GLANDS ASSY
0571L – ASSY	1 of 1	-	04 Jun 2020	No. “X” E1EX UNIVERSAL COMBINATION GLAND ASSY
0587-ASSY	1 of 1	4	04 Jun 2020	No. “X” UNITEx-F~QS GLAND ASSY
0591-ASSY	1 of 1	4	04 Jun 2020	No. “X” UNITEx-E GLAND ASSY

## Issue 7

Drawing No	Sheets	Rev	Approved date	Title
0595 - 0589 MARKING ATEX-IECEEx	1 of 1	-	02 Sep 2020	TMC / TMCX MARKING – ATEX-IECEEx
0589-S	1 of 1	-	02 Sep 2020	TMCX RESIN SLEEVE
0589-I-NPT	1 of 1	-	02 Sep 2020	TMCX INNER NPT
0589-I	1 of 1	-	02 Sep 2020	TMCX INNER METRIC
0589-ES	1 of 1	-	02 Sep 2020	TMCX END STOP
0589 ASSY	1 of 1	-	02 Sep 2020	TMCX ASSEMBLY
0595-SP	1 of 1	-	02 Sep 2020	TMC SPACER
0595-ON	1 of 1	-	02 Sep 2020	TMC OUTER NUT
0595-I-NPT	1 of 1	-	02 Sep 2020	TMC INNER - NPT
0595-I	1 of 1	-	02 Sep 2020	TMC INNER - METRIC
0595 ASSY	1 of 1	-	02 Sep 2020	TMC ASSEMBLY

# Certificate Annex



**Certificate Number** CML 16ATEX1001X

**Equipment** Cable Gland Series E1EX (VS)(QS)(VX), E1EX-U (VS)(QS)(VX), E1EX Lead Seal, D1EX (QS)(VX), CXe, CWe, EXCG (VS)(QS)(VX), VRTX SWA, FLP (QS)(VX), FLP-TR-R, ARMORTEX (QS)(VX), EXCG-Lead Seal, FLP-TR (QS)(VX), FLP-TR-KHDE (QS)(VX), FLPHOSE (QS)(VX), FLP-H-R, VRTX, UNITEx-D (VS), UNITEx-E, UNITEx-QS(VX), UNITEx-F, UNITEx F~QS(VX), TMC, TMCX

**Manufacturer** CCG Cable Terminations PTY LTD

## Issue 8

Drawing No	Sheets	Rev	Approved date	Title
0468 MARK	1 of 1	1	14 Apr 2021	A2F-FHC (QS) GLAND MARKING
0510-ASSY	1 of 1	5	14 Apr 2021	No. "X" UNITEx-F GLAND ASSY
0521-MARK ATEX&IECEX	1 of 1	1	14 Apr 2021	No. "X" FLP, ARMORTEX MARKING
0523 - MARK ATEX&IECEX	1 of 1	1	14 Apr 2021	No. "X" EX GLAND MARKING
0523-LS MARK ATEX&IECEX	1 of 1	1	14 Apr 2021	No. "X" E1EX – LS AND –U GLAND MARKING
0531-I -SWA	1 of 1	1	14 Apr 2021	No. "X" VRTX INNER
0531-MARK ATEX&IECEX	1 of 1	1	14 Apr 2021	No. "X" VRTX GLAND MARKING
0537 - MARK ATEX&IECEX	1 of 1	1	14 Apr 2021	A2EX-FHC GLAND MARKING
0545- MARK ATEX&IECEX	1 of 1	1	14 Apr 2021	No. "X" POSI GRIP MARKING
0547-ASSY	1 of 1	6	14 Apr 2021	No. "X" Ex de CORROSION GUARD
0554-ASSY	1 of 1	6	14 Apr 2021	No. "X" UNITEx-D GLAND ASSY
0554-B	1 of 1	3	14 Apr 2021	No. "X" UNITEx-D BODY
0554L-ASSY	1 of 1	1	14 Apr 2021	No. "X" UNITEx-D COMBINATION GLAND ASSY
0557-MARK	1 of 1	1	14 Apr 2021	CWe / CXe GLAND MARKING
0559-ASSY	1 of 1	5	14 Apr 2021	No. "X" UNITEx~QS GLAND ASSY
0587-ASSY	1 of 1	5	14 Apr 2021	No. "X" UNITEx-F~QS GLAND ASSY
0587-I	1 of 1	3	14 Apr 2021	No. "X" UNITEx-F~QS INNER
0587-MARK	1 of 1	1	14 Apr 2021	No. "X" UNITEx-F(QS)-MARK
0591-MARK ATEX&IECEX	1 of 1	2	14 Apr 2021	No. "X" UNITEx GLAND MARKING
0595 - 0589 MARKING -ATEX- IECEX	1 of 1	1	14 Apr 2021	TMC / TMCX MARKING – ATEX-IECEX

# Certificate Annex



**Certificate Number** CML 16ATEX1001X

**Equipment** Cable Gland Series E1EX (VS)(QS)(VX), E1EX-U (VS)(QS)(VX), E1EX Lead Seal, D1EX (QS)(VX), Cxe, CWe, EXCG (VS)(QS)(VX), VRTX SWA, FLP (QS)(VX), FLP-TR-R, ARMORTEX (QS)(VX), EXCG-Lead Seal, FLP-TR (QS)(VX), FLP-TR-KHDE (QS)(VX), FLPHOSE (QS)(VX), FLP-H-R, VRTX, UNITEx-D (VS), UNITEx-E, UNITEx-QS(VX), UNITEx-F, UNITEx F~QS(VX), TMC, TMCX

**Manufacturer** CCG Cable Terminations PTY LTD

Drawing No	Sheets	Rev	Approved date	Title
8055 - SG	1 of 1	1	14 Apr 2021	No. "X" CCG SEALING GASKET
057000-16-057010	1 of 1	5	14 Apr 2021	No. "X" CXe GLAND ASSEMBLY
057001 - 057004 -B	1 of 1	1	14 Apr 2021	No. "X" CXe BODY

## Issue 9

Drawing No.	Sheets	Rev	Approved Date	Title
0468 MARK	1 of 1	2	28 Apr 2022	A2F-FHC~QS(VX) GLAND MARKING
0519 -ASSY	1 of 1	6	28 Apr 2022	No. "X" D1EX Ex de CABLE GLANDS
0521 - MARK ATEX&IECEEx	1 of 1	2	28 Apr 2022	No. "X" FLP, ARMORTEX MARKING
0521- ASSY	1 of 1	5	28 Apr 2022	No. "X" FLP GLAND ASSEMBLY
0521-FC-C	1 of 1	-	28 Apr 2022	No. "X" FLP-FC CONE
0522- ASSY	1 of 1	5	28 Apr 2022	No. "X" ARMORTEX GLAND ASSEMBLY
0523-ASSY-SL	1 of 1	4	28 Apr 2022	TYPICAL QUICK STOP AND VORTEX SLEEVE ASSEMBLY
0523 - MARK ATEX&IECEEx	1 of 1	2	28 Apr 2022	No. "X" EX GLAND MARKING
0523 D - B	1 of 1	1	28 Apr 2022	No. "X" E1EX BODY
0523 D - I	1 of 1	1	28 Apr 2022	No. "X" E1EX INNER
0523-LS ASSY	1 of 1	5	28 Apr 2022	No. "X" E1EX LEAD SEAL ASSY
0523-LS MARK ATEX&IECEEx	1 of 1	2	28 Apr 2022	No. "X" E1EX - LS AND - U GLAND MARKING
0524- ASSY	1 of 1	5	28 Apr 2022	No. "X" FLP TR ASSEMBLY
0524-FC ASSY	1 of 1	-	28 Apr 2022	No. "X" FLP-TR-FC FLEXIBLE CONDUIT ASSEMBLY
0524-FC-O	1 of 1	-	28 Apr 2022	No. "X" FLP-TR-FC OUTER
0524-O-D	1 of 1	-	28 Apr 2022	No. "X" FLP TR DIESEL OUTER
0524-KHDE-ASSY	1 of 1	-	28 Apr 2022	No. "X" FLP-TR-KHDE GLAND ASSEMBLY
0527- HOSE ASSY	1 of 1	5	28 Apr 2022	FLP HOSE GLAND ASSEMBLY
0527-FC-ASSY	1 of 1	-	28 Apr 2022	No. "X" FLP-FC FLEXIBLE CONDUIT GLAND ASSEMBLY
0527-FC-MARK ATEX,UKEX&IECEEx	1 of 1	-	28 Apr 2022	FLP-FC, FLP-TR-FC & FLP-TR-KHDE MARKING- ATEX,UKEX&IECEEx

# Certificate Annex



**Certificate Number** CML 16ATEX1001X

**Equipment** Cable Gland Series E1EX (VS)(QS)(VX), E1EX-U (VS)(QS)(VX), E1EX Lead Seal, D1EX (QS)(VX), CXe, CWe, EXCG (VS)(QS)(VX), VRTX SWA, FLP (QS)(VX), FLP-TR-R, ARMORTEX (QS)(VX), EXCG-Lead Seal, FLP-TR (QS)(VX), FLP-TR-KHDE (QS)(VX), FLPHOSE (QS)(VX), FLP-H-R, VRTX, UNITEx-D (VS), UNITEx-E, UNITEx-QS(VX), UNITEx-F, UNITEx F~QS(VX), TMC, TMCX

**Manufacturer** CCG Cable Terminations PTY LTD

Drawing No.	Sheets	Rev	Approved Date	Title
0527-FC-O	1 of 1	-	28 Apr 2022	No. "X" FLP-FC OUTER
0531-VRTX	1 of 1	4	28 Apr 2022	No. "X" VRTX GLAND ASSEMBLY
0531-MARK ATEX&IECEEx	1 of 1	2	28 Apr 2022	No. "X" VRTX GLAND MARKING
0536-ASSY	1 of 1	9	28 Apr 2022	No. "X" A2EX ASSEMBLY
0537 - ASSY	1 of 1	6	28 Apr 2022	No. "X" A2EX FHC GLAND ASSEMBLY
0537 - MARK ATEX&IECEEx	1 of 1	2	28 Apr 2022	A2EX-FHC GLAND MARKING
0545 - ASSY	1 of 1	4	28 Apr 2022	No. "X" POSI GRIP ASSEMBLY
0545- MARK ATEX&IECEEx	1 of 1	2	28 Apr 2022	No. "X" POSI GRIP MARKING
0547 - ASSY	1 of 1	7	28 Apr 2022	No. "X" Ex de CORROSION GUARD
0547- CG- LS-ASSY	1 of 1	3	28 Apr 2022	No. "X" EXCG LEAD SEAL ASSY
0557-MARK	1 of 1	2	28 Apr 2022	CWe / CXe GLAND MARKING
0559-ASSY	1 of 1	6	28 Apr 2022	No. "X" UNITEX~QS GLAND ASSY
0571 - ASSY	1 of 1	6	28 Apr 2022	No. "X" E1EX UNIVERSAL GLAND ASSY
0587-MARK ATEX&IECEEx	1 of 1	2	28 Apr 2022	No "X" UNITEX-F(QS) - MARK
0591-MARK ATEX&IECEEx	1 of 1	3	28 Apr 2022	No "X" UNITEX GLAND MARKING
0595 - 0589 MARKING - ATEX-IECEEx	1 of 1	2	28 Apr 2022	TMC / TMCX MARLING - ATEX-IECEEx
0468 ASSY	1 of 1	1	28 Apr 2022	No. "X" A2F-FHC~QS GLAND ASSY.

## Issue 10

Drawing No.	Sheets	Rev	Approved date	Title
0519 - ASSY	1 of 1	7	27 Sept 2023	No. "X" D1EX Ex de CABLE GLANDS
0523 – ASSY-QS	1 of 1	3	27 Sept 2023	No. "X" E1EX QUICK STOP ASSY
0523-ASSY-SL	1 of 1	5	27 Sept 2023	TYPICAL QUICK STOP AND VORTEX SLEEVE ASSEMBLY
0523 – MARK ATEX & IECEEx	1 of 1	3	27 Sept 2023	No. "X" EX GLAND MARKING
0523-NPT-I	1 of 1	2	27 Sept 2023	No. "X" A2EX, D1EX, A2EX FHC & EXCG INNER
0531 - VRTX	1 of 1	5	27 Sept 2023	No. "X" VRTX GLAND ASSEMBLY
0531-SWA-ASSY	1 of 1	4	27 Sept 2023	No. "X" VRTX – SWA GLAND ASSEMBLY

# Certificate Annex



**Certificate Number** CML 16ATEX1001X

**Equipment** Cable Gland Series E1EX (VS)(QS)(VX), E1EX-U (VS)(QS)(VX), E1EX Lead Seal, D1EX (QS)(VX), CXe, CWe, EXCG (VS)(QS)(VX), VRTX SWA, FLP (QS)(VX), FLP-TR-R, ARMORTEX (QS)(VX), EXCG-Lead Seal, FLP-TR (QS)(VX), FLP-TR-KHDE (QS)(VX), FLPHOSE (QS)(VX), FLP-H-R, VRTX, UNITE<sub>x</sub>-D (VS), UNITE<sub>x</sub>-E, UNITE<sub>x</sub>-QS(VX), UNITE<sub>x</sub>-F, UNITE<sub>x</sub> F~QS(VX), TMC, TMCX

**Manufacturer** CCG Cable Terminations PTY LTD

Drawing No.	Sheets	Rev	Approved date	Title
0547 - ASSY	1 of 1	8	27 Sept 2023	No. "X" Ex de CORROSION GUARD
0554L-ASSY	1 of 1	2	27 Sept 2023	No. "X" UNITE <sub>x</sub> -D COMBINATION GLAND
0560-IS	1 of 1	1	27 Sept 2023	No. "X" E1EX~QS INNER SEAL
0560-VX-IS	1 of 1	-	27 Sept 2023	No. "X" E1EX~VX INNER SEAL
0587-ASSY	1 of 1	6	27 Sept 2023	No. "X" UNITE <sub>x</sub> -F~QS GLAND ASSY.
0589 - ASSY	1 of 1	1	27 Sept 2023	TMCX ASSEMBLY
0589-B	1 of 1	1	27 Sept 2023	TMCX BODY
0589-CN	1 of 1	1	27 Sept 2023	TMCX COUPLING NUT
0589-I	1 of 1	1	27 Sept 2023	TMCX INNER METRIC
0589-I-NPT	1 of 1	1	27 Sept 2023	TMCX INNER NPT
0591-ASSY	1 of 1	5	27 Sept 2023	No. "X" UNITE <sub>x</sub> -E GLAND ASSY
057000-16 - 057010	1 of 1	6	27 Sept 2023	No. "X" CXe GLAND ASSEMBLY

## Issue 11

Drawing No.	Sheets	Rev	Approved date	Title
0523-ASSY-SL	1 of 1	6	27 Mar 2025	TYPICAL QUICK STOP AND VORTEX SLEEVE ASSEMBLY
0524-R MARK ATEX&IECE <sub>x</sub>	1 of 1	-	27 Mar 2025	No. "X" FLP-TR-R AND FLP-H-R MARKING
0524-R-ASSY	1 of 1	-	27 Mar 2025	No. "X" FLP-TR-R ASSY
0524-R- GS	1 of 1	-	27 Mar 2025	No. "X" FLP-R GRIPPER SEAL
0524-R-I	1 of 1	-	27 Mar 2025	No. "X" FLP-TR-R INNER
0524-R-O	1 of 1	-	27 Mar 2025	No. "X" FLP-TR-R OUTER
0527-R-HOSE ASSY	1 of 1	-	27 Mar 2025	FLP HOSE-R GLAND ASSEMBLY
0527-R- HT	1 of 1	-	27 Mar 2025	No. "X" FLP-R HOSE TAIL
0527-R- HT-SP	1 of 1	-	27 Mar 2025	No. "X" FLP-R SERATED HOSE TAIL
0547 - ASSY	1 of 1	9	27 Mar 2025	No. "X" Ex de CORROSION GUARD
0554-ASSY	1 of 1	7	27 Mar 2025	No. "X" UNITE <sub>x</sub> -D GLAND ASSY
0559-ASSY	1 of 1	7	27 Mar 2025	No. "X" UNITE <sub>x</sub> -QS GLAND ASSY
0587-ASSY	1 of 1	7	27 Mar 2025	No. "X" UNITE <sub>x</sub> -F~QS GLAND ASSY